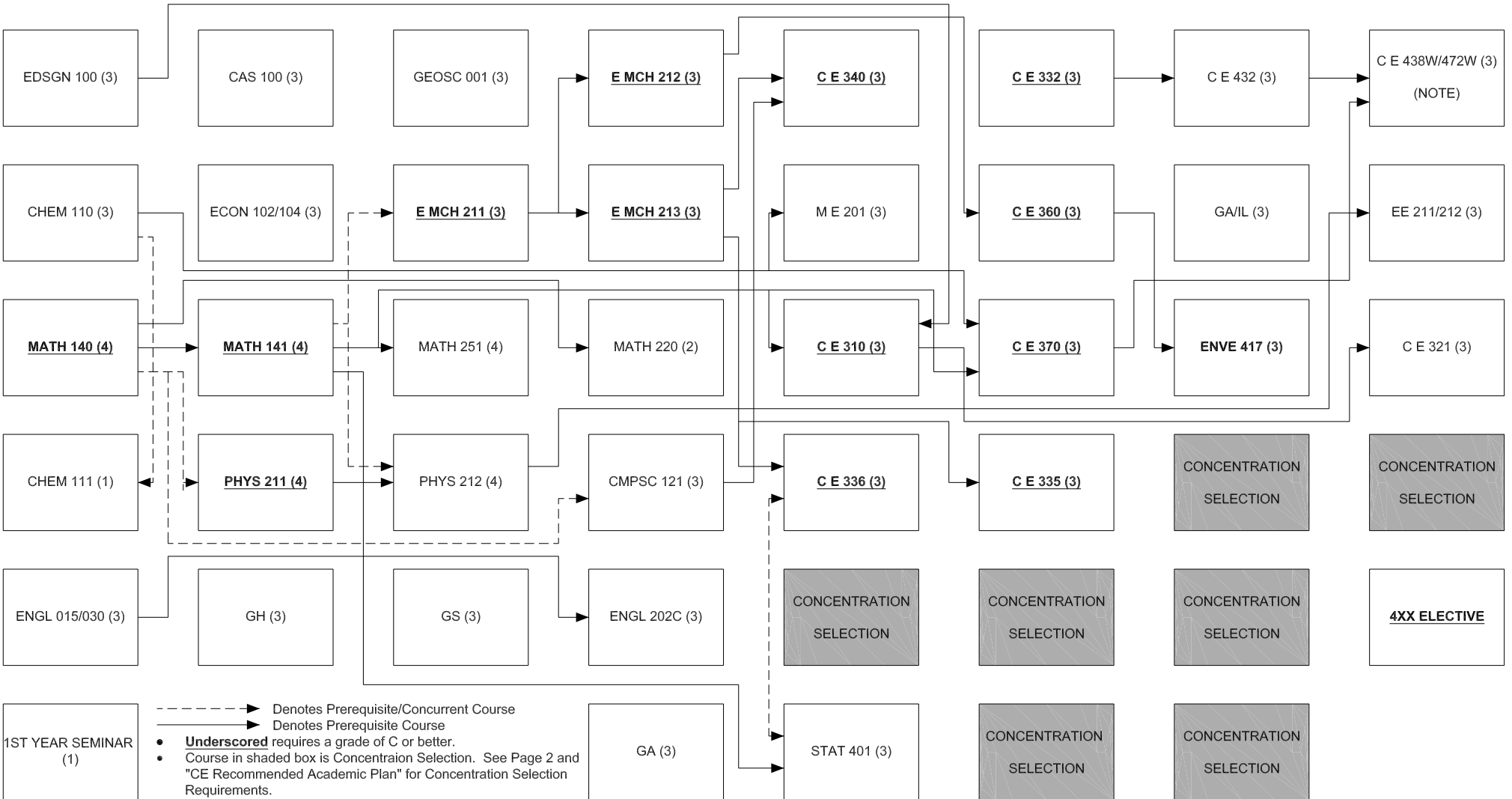


CIVIL ENGINEERING

130-131 CREDIT COURSE SEQUENCE

1ST SEMESTER	2ND SEMESTER	3RD SEMESTER	4TH SEMESTER	5TH SEMESTER	6TH SEMESTER	7TH SEMESTER	8TH SEMESTER
15 CREDITS	17 CREDITS	17 CREDITS	17 CREDITS	16-16.5 CREDITS	15-16.5 CREDITS	16.5-18 CREDITS	15 CREDITS



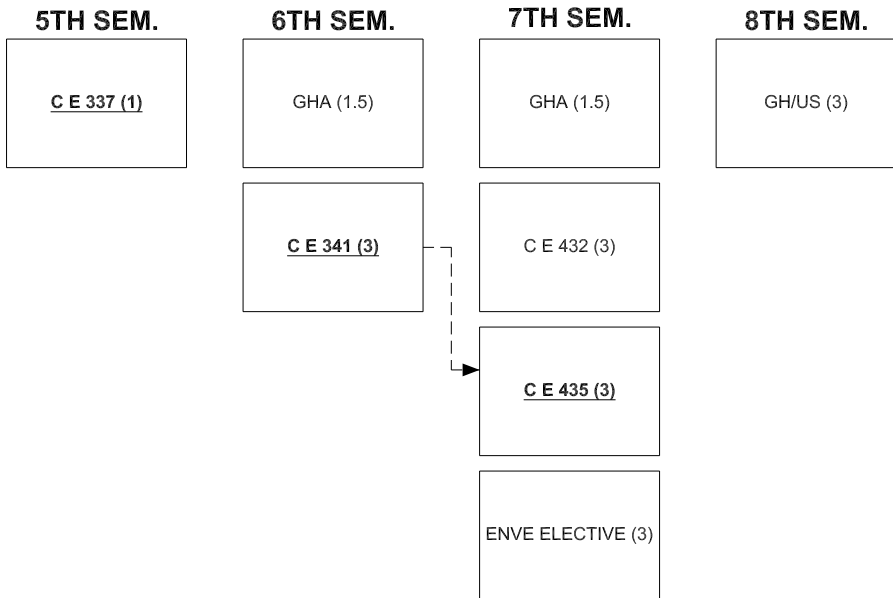
- > Denotes Prerequisite/Concurrent Course
- > Denotes Prerequisite Course
- **Underscored** requires a grade of C or better.
- Course in shaded box is Concentration Selection. See Page 2 and "CE Recommended Academic Plan" for Concentration Selection Requirements.
- See also "CE Prerequisites and Approved Selections" sheet.
- This publication is not the official Bulletin of the University. The most up-to date information can be found at www.psu.edu/bulletins/bluebook.
- NOTE: C E 438W requires C E 432 and C E 435 or A E 474. C E 472W requires C E 370 and ENVE 411.

Note: Prerequisite path listings for internal use only; please consult the program's Recommended Academic Plan for advising information.

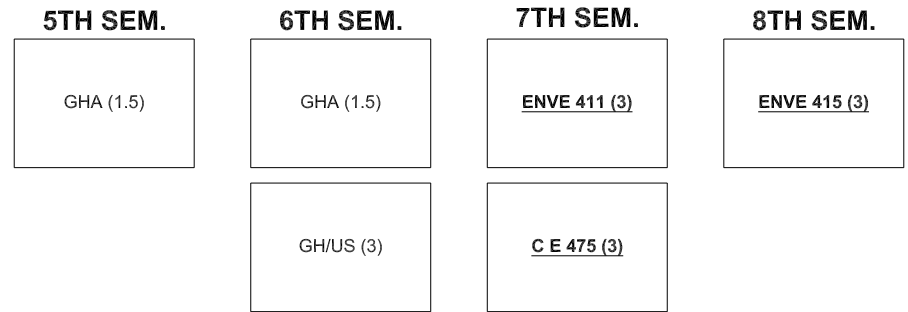
CIVIL ENGINEERING

CONCENTRATION SEQUENCES

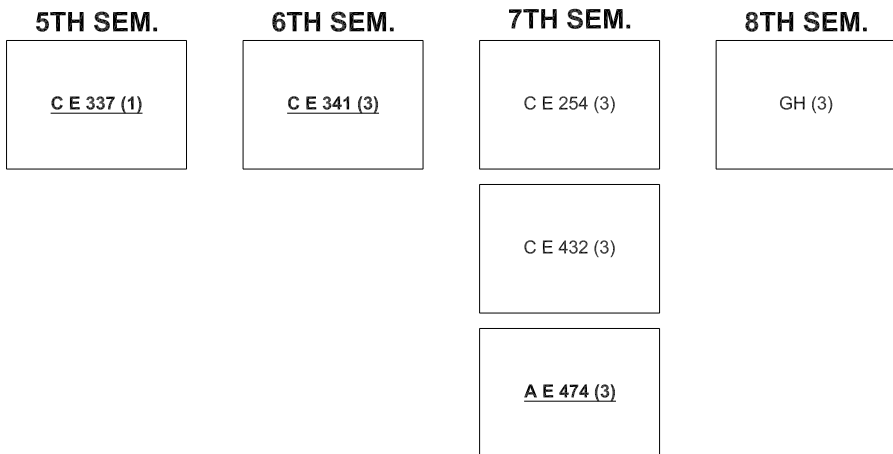
GENERAL CONCENTRATION



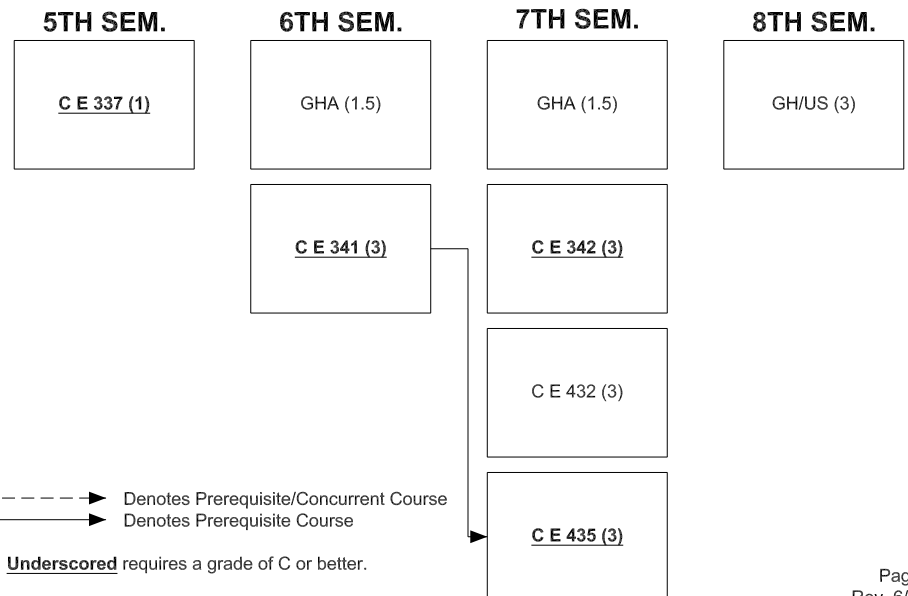
ENVIRONMENTAL CONCENTRATION



CONSTRUCTION CONCENTRATION



STRUCTURAL CONCENTRATION



- See also "CE Prerequisites and Approved Selections" sheet.
- This publication is not the official Bulletin of the University. The most up-to date information can be found at www.psu.edu/bulletins/bluebook.

- > Denotes Prerequisite/Concurrent Course
- > Denotes Prerequisite Course
- Underscored requires a grade of C or better.